




Name:

Date: / /

Spring

Circle the things you see in Spring


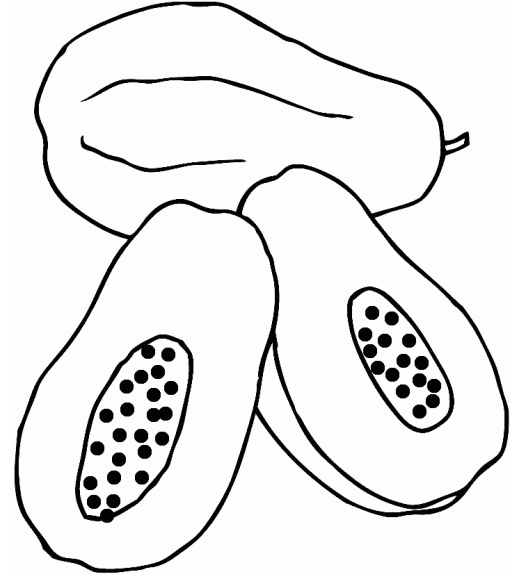



Name:

Date: / /

Spring

Identify the Spring fruits and Colour them.




Name:

Date: / /

Spring

Identify the Spring vegetables and Colour them.








Name:

Date: / /

Spring




Match the sound with animals you see in Spring!











Name:

Date: / /

Spring




Match the rhyming bees by colouring them with same colour.




Name:

Date: / /

Spring




Match the rhyming word with the spring flower.



fat

pant


pat



bag

tag


hog



weed

head

red



Tan

pan

fun



Name:

Date: / /

Spring



Singular and Plural: Cut and paste each word on the correct board



cat	horses	bug	books
school	eyes	hat	chairs
mouse	jars	shoes	hand

Name:

Date: / /

Spring




Spring Time is the time to plant seeds. Sing this rhyme and learn to plant.

(Sing to the tune of Twinkle Twinkle Little Star)

First you dig a little hole,
Then you drop some Seeds in there.

Give them water, sun and care,
Now the seeds will start to Sprout
And Flowers will bloom all around!



Name:

Date: / /

Spring



Plant Life Cycle: Match different stages of Plant Life Cycle with the correct picture

1. Seed



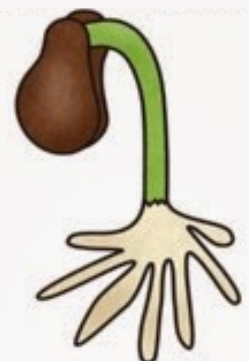
2. Sprout



3. Sapling



4. Plant



Name:

Date: / /

Spring



Count the apples and circle the correct number.

Three smiling apples are arranged in a triangle: one at the top left, one at the top right, and one at the bottom center.		
3	5	1

Five smiling apples are arranged in a cluster: one at the top center, one at the middle left, one at the middle right, one at the bottom left, and one at the bottom right.		
2	5	7

Seven smiling apples are arranged in a cluster: two at the top, three in the middle, and two at the bottom.		
5	7	8

A single smiling apple is centered in the box.		
1	2	0

Name:


Date: / /

Spring



Count and Match

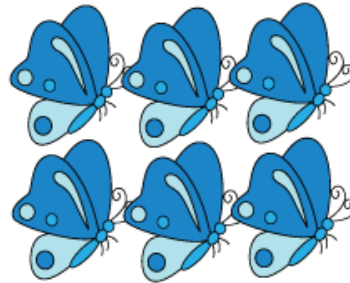
6




5




4



2



7



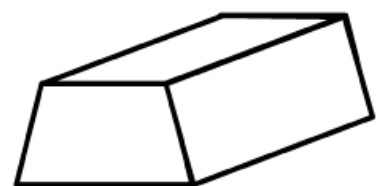
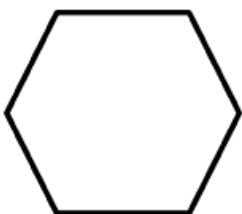
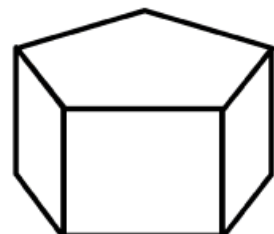

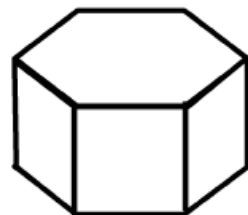
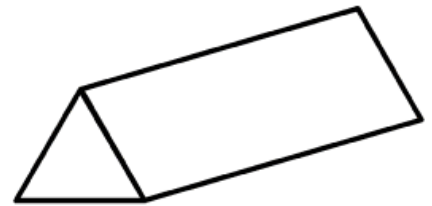
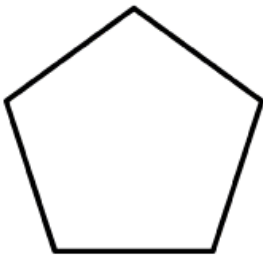
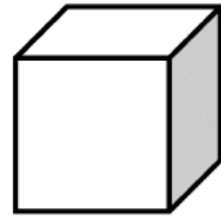
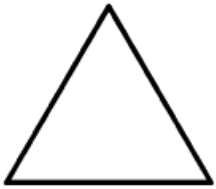
Name:

Date: / /

Spring



Match the 2D shapes on the left with their 3D shapes on the right.



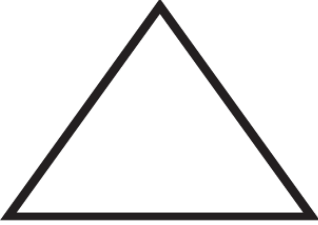

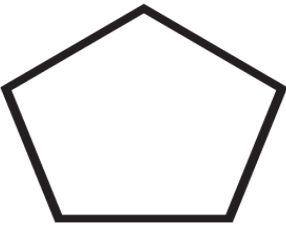
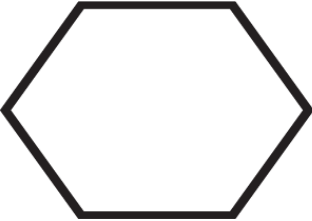

Name:

Date: / /

Spring



Match the 2D shapes on the left with their 3D shapes on the right.

Shape	Number of Sides	Number of Corners
		
		
		
		
		


Name:





Date: / /

Spring



Graph the Garden: Colour a box on the graph for each Spring garden critter










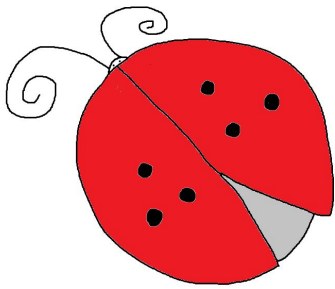
Name:

Date: / /

Spring



Circle the Spring bugs which can fly.




Name:

Date: / /

Spring




Circle the odd one out among the thing you see in Spring




Name:

Date: / /


Spring




Count the spring objects and circle the correct number.




1 2 3 4 5 6




1 2 3 4 5 6




1 2 3 4 5 6



1 2 3 4 5 6



1 2 3 4 5 6




1 2 3 4 5 6

Name:

Date: / /

Spring



Fill in the blank to complete the number sequence.

1	2	
---	---	--

9	10	
---	----	--

4	5	
---	---	--

5	6	
---	---	--

12	13	
----	----	--

8	9	
---	---	--

17	18	
----	----	--

3	4	
---	---	--

14	15	
----	----	--

11	12	
----	----	--

6	7	
---	---	--

18	19	
----	----	--