




















# HALLOWEEN

## BROOMS & PUMPKINS



71	72		74	75	76	FINISH
70	69	68	67		65	64
57			60	61	62	63
56		54		52		50
43	44	45	46	47	48	49
	41		39			36
29	30	31	32	33	34	35
28	27		25	24		22
15	16	17		19	20	21
14		12	11	10	9	8
START	2		4		6	7

# YOU WILL NEED

- Download and print the 'brooms & pumpkins' game board
- 1 die
- 2 - 4 different coloured counters
- 2 - 4 players

# HOW TO PLAY

- All players roll the die. The highest number goes first
- Begin on the 'start' square
- Roll the die and move the number of places represented on the die
- If player lands on the base of the broom, they move up to the witches hat
- If player lands on the witches hat, they move down to the broom end
- If player lands on a pumpkin, they must answer the question correctly, or miss a turn